

## Business Segments



### Gas & Petrochem

- LPG transport
- LNG transport
- Crude, chemicals and CPP transport



### Offshore

- Vessel charter and operations
- Diving and subsea services
- Well intervention and services
- Harbour and inshore marine operations
- Offshore and subsea turnkey project execution



### Maritime & Logistics

- Shipping agency
- Shipyard
- Container shipping
- Port services
- Freight logistics
- Contract & industrial logistics
- Warehousing



### Trading

- Marine engine and lubricants agency
- Heavy equipment and truck agency
- Bunker distribution

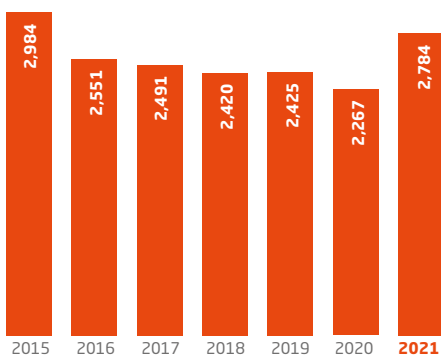


### Capital

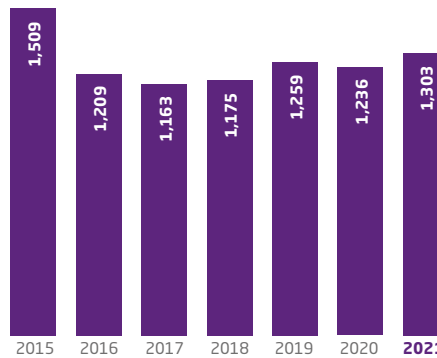
- Real estate development and management
- Strategic and financial investments

## Financial Highlights

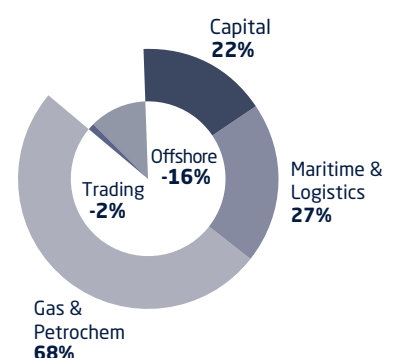
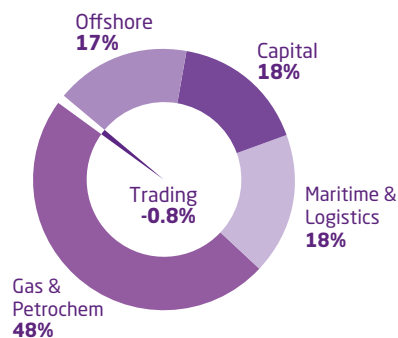
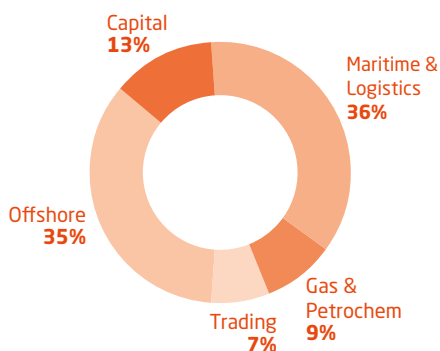
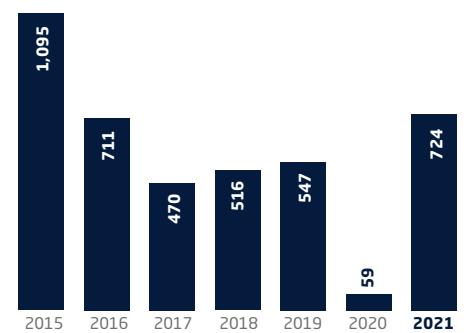
### Operating Revenue (QR mn)



### EBITDA (QR mn)



### Net Profit (QR mn)



# Balance Sheet

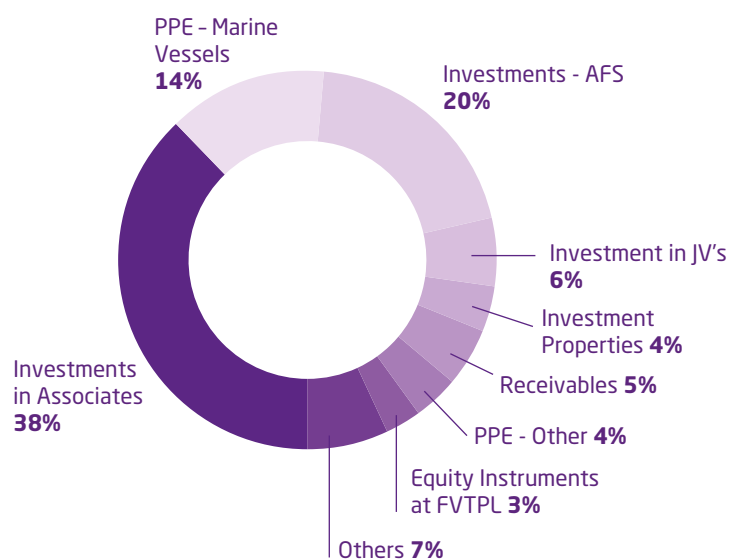
Long Term  
Debt to Equity  
**7.2%**

Return on  
Equity  
**5.1%**

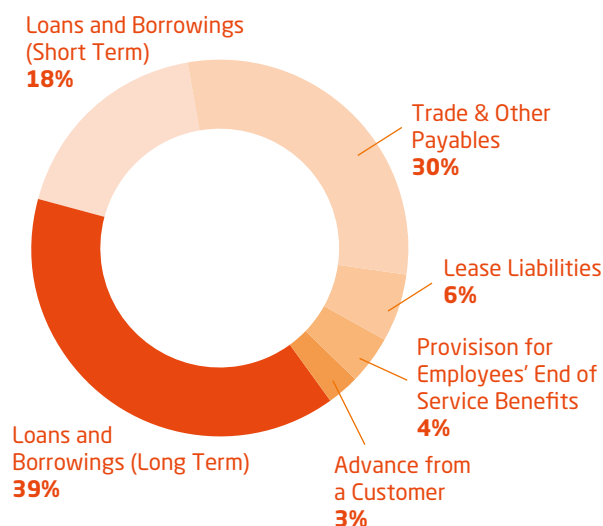
Return on  
Assets  
**4.2%**

Current  
Ratio  
**1.54**

## Assets



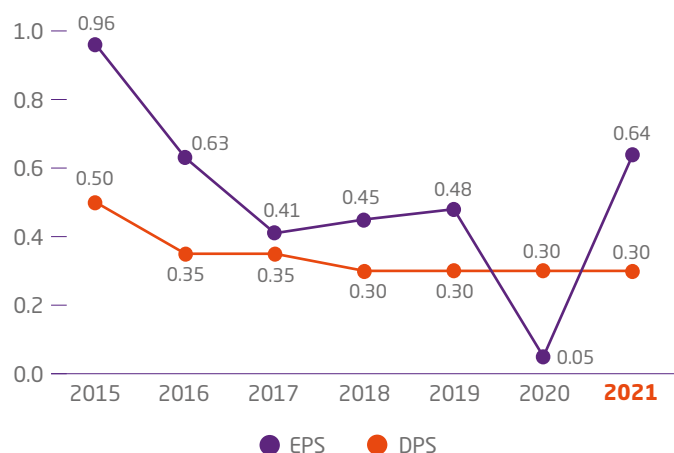
## Liabilities



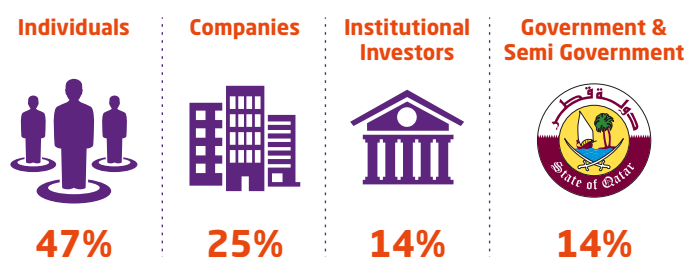
(QR mn)	2015	2016	2017	2018	2019	2020	2021
<b>Total Assets</b>	22,132	22,058	18,805	17,808	17,671	17,012	<b>17,469</b>
<b>Total Equity*</b>	13,679	14,187	13,543	14,582	14,543	13,703	<b>14,720</b>

\*Equity of the Parent

## Earning & Dividends Per Share

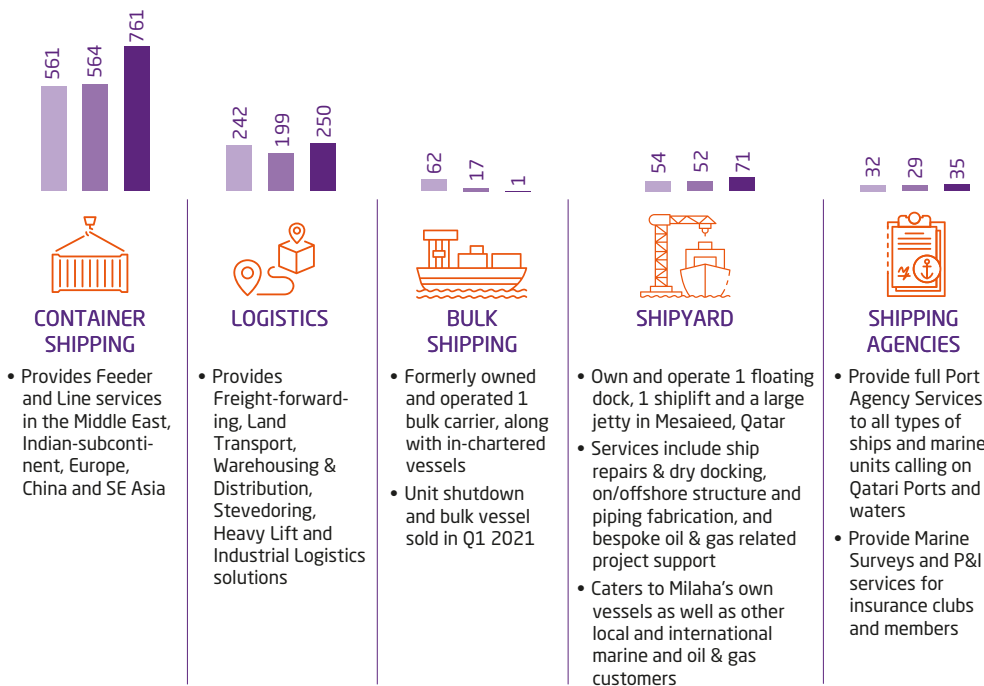


## Shareholder Mix

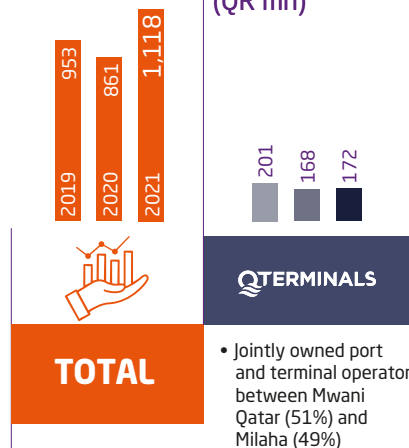


# Maritime & Logistics

## Operating Revenue (QR mn)



## Share of Results of JV's & Associates (QR mn)

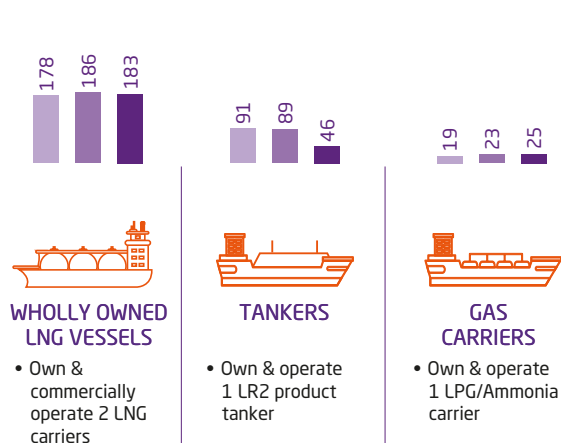


## Fleet

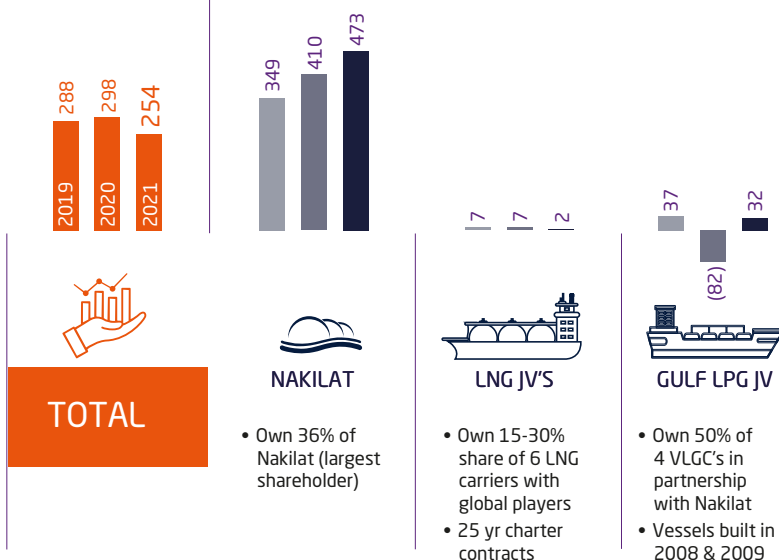
Business Unit	No.	Year Built	Capacity
Container Shipping	1	2007	3,586 (TEU)
	2	2009	1,015 (TEU)
	1	2010	1,015 (TEU)

# Gas & Petrochem

## Operating Revenue (QR mn)



## Share of Results of JV's & Associates (QR mn)



## Fleet

Business Unit	Type	No.	Year Built	Capacity
Tankers	Product	1	2006	106,000 (DWT)
Gas Carriers	LPG/Ammonia	1	2004	22,500 (CBM)
	LNG	1	2004	138,273 (CBM)
LNG Vessels	LNG	1	2006	145,602 (CBM)

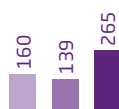
# Offshore

## Operating Revenue (QR mn)



### VESSEL & ASSET CHARTERING

- Own and/or operate a diverse fleet of offshore support vessels
- Manage and charter highly specialized fleet of bespoke offshore and subsea vessels
- Own and/or operate construction, accommodation and rig-less well intervention jack-up barges
- Own, operate and charter safe walk to work gangway solutions



### SERVICES

- Provide Construction / Maintenance, Modification & Operation (MMO) services to oil & gas and process industries
- Provide Geological and Geophysical services, including seismic, seabed topography and soil sampling & analysis
- Provide well services, including stimulation, intervention, and plug & abandonment



### HARBOUR MARINE OPERATIONS

- Own and/or operate a diverse fleet of harbour and inshore support vessels
- Provide offshore and inshore harbour mooring, tug, tow, pilot, float over, rig move and marine solutions
- Manage 3rd Party harbour vessels and provide quayside services



## TOTAL

### Fleet

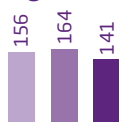
Type	# Year Built			Total
	2002-2008	2009-2015	2016-2021	
Safety Standby Vessels	1			1
Anchor Handling Towing Supply Vessels	5			5
DP1 Anchor Handling Towing Supply Vessels	3	1		4
Construction Support Vessels		2		2
Diving Support Vessels		2		2
DP2 Platform Support Vessels		5	4	9
DP2 Anchor Handling Towing Supply Vessels		5	1	6
DP2 Well Stimulation Vessel			1	1
DP2 Anchor Handling Towing Vessels		1		1
Anchor Handling Towing Vessels			1	1
Wireline Support Vessels	4			4
Multi-Purpose Support Vessels		3	1	4
Fast Supply Intervention Vessel			2	2
Liftboat Vessels			1	1
<b>Total</b>	<b>13</b>	<b>19</b>	<b>11</b>	<b>43</b>

### Fleet

Business Unit	Type	No.	Year Built
Harbour Marine Operations	Harbour Towing Tug	3	2001
	Tanker Berthing Assistance Tug	1	2004
	Service Boats	1	2013
	Mooring Boats	6	2013
	Harbour Towing Tugs	3	2013
	Pilot Boats	4	2014
	Harbour Towing Tugs	5	2014
<b>Total</b>		<b>23</b>	

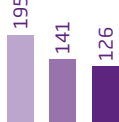
# Capital

## Operating Revenue (QR mn)



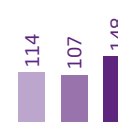
### INVESTMENTS

- QR 3.2 billion Available for Sale Portfolio
- QR 308 million Fixed Income
- QR 586 million unquoted investments



### REAL ESTATE

- Portfolio of commercial & residential development & land in Qatar
- Flagship 52 story tower in West Bay, Doha
- Smaller properties generating rental income



### QATAR QUARRIES

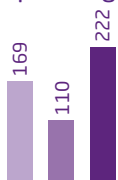
- Company involved in aggregate import trade
- Milaha owns 50% share; financials consolidated line by line



## TOTAL

# Trading

## Operating Revenue (QR mn)



### BUNKER SALES

- Distribute bunker to vessels
- Pass through revenue with small margin



### EQUIPMENT TRADING AGENCIES

- Dealer / distributor for trucks, truck attachments, heavy equipment, and spare parts
- Principals include Hino, Sennebogen, Terberg, Lonking, Socma and Hyundai Everdigm Cranes
- After Sales Services and Asset Management



### MARINE SALES & SERVICE

- Distributor for marine equipment - including engines, spares parts, and accessories
- Distributor for lubricants and marine chemicals
- Principals include Hyundai Doosan Marine Engines, BP Marine (Castrol), Fuchs, Lukoil, Uni-Marine, KODEN & JMP Pumps
- Provide Ship Chandlery services to vessel owners & operators calling Qatari waters



### TRAVEL & TOURISM

- Formerly operated a Qatari-based travel agency
- Unit shutdown in 2020



## TOTAL