

# 2022 Fact Sheet



## Business Segments



### Gas & Petrochem

- LPG transport
- LNG transport
- Floating Storage and Offloading



### Offshore

- Vessel charter and operations
- Diving and subsea services
- Well intervention and services
- Harbour and inshore marine operations
- Offshore and subsea turnkey project execution



### Maritime & Logistics

- Shipping agency
- Shipyard
- Container shipping
- Port services
- Freight logistics
- Contract & industrial logistics
- Warehousing



### Trading

- Marine engine and lubricants agency
- Heavy equipment and truck agency
- Bunker distribution

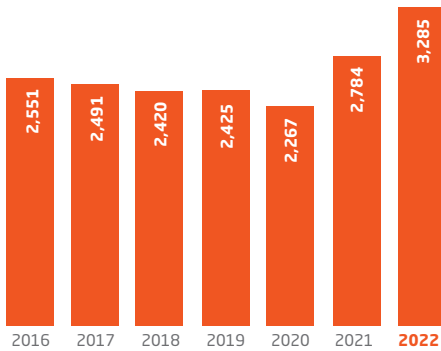


### Capital

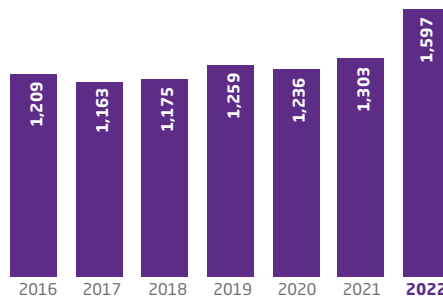
- Real estate development and management
- Strategic and financial investments

## Financial Highlights

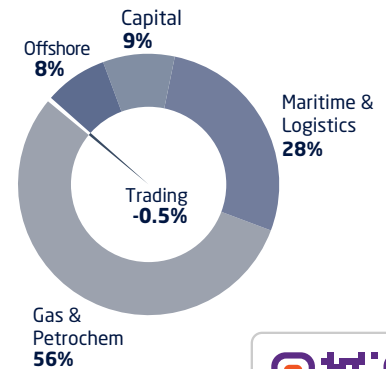
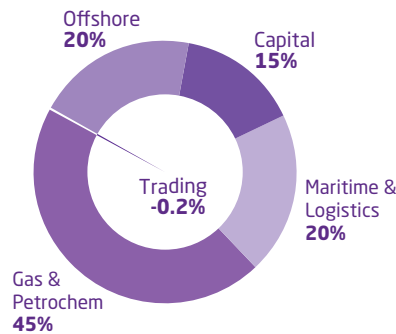
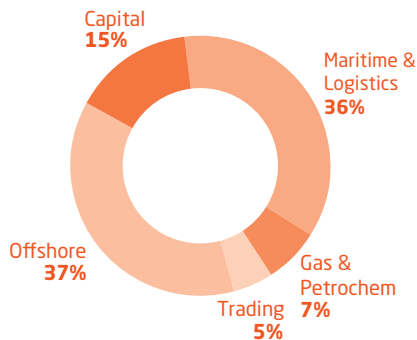
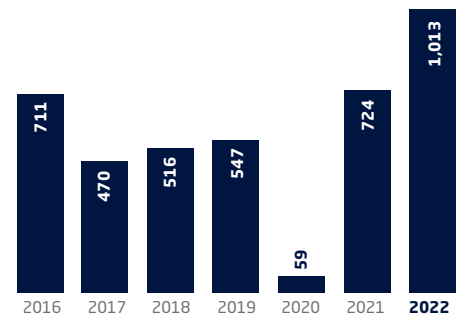
### Operating Revenue (QR mn)



### EBITDA (QR mn)



### Net Profit (QR mn)



# « Balance Sheet »

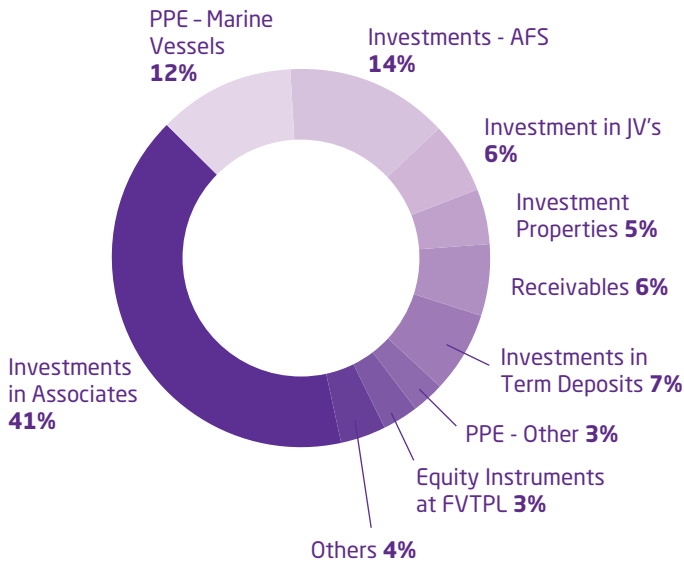
Long Term Debt to Equity  
**1.9%**

Return on Equity  
**6.6%**

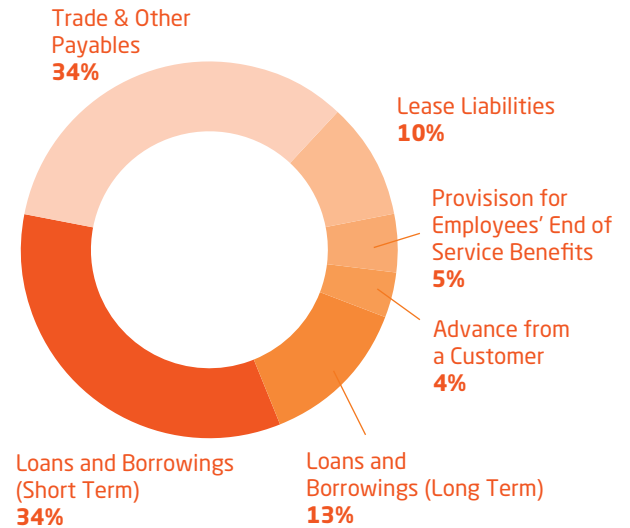
Return on Assets  
**5.7%**

Current Ratio  
**1.96**

## Assets



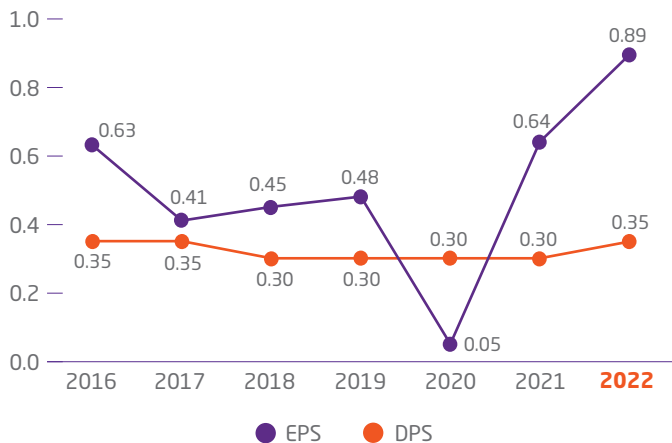
## Liabilities



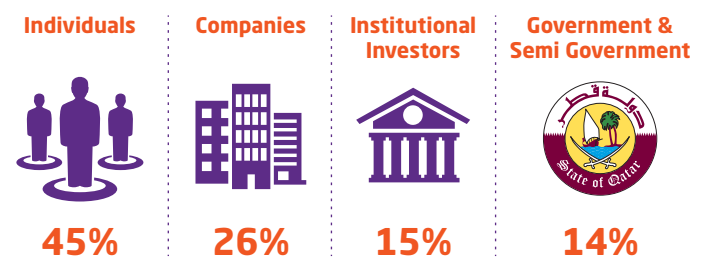
(QR mn)	2016	2017	2018	2019	2020	2021	2022
<b>Total Assets</b>	22,058	18,805	17,808	17,671	17,012	17,469	<b>18,313</b>
<b>Total Equity*</b>	14,187	13,543	14,582	14,543	13,703	14,720	<b>16,042</b>

\*Equity of the Parent

## Earning & Dividends Per Share

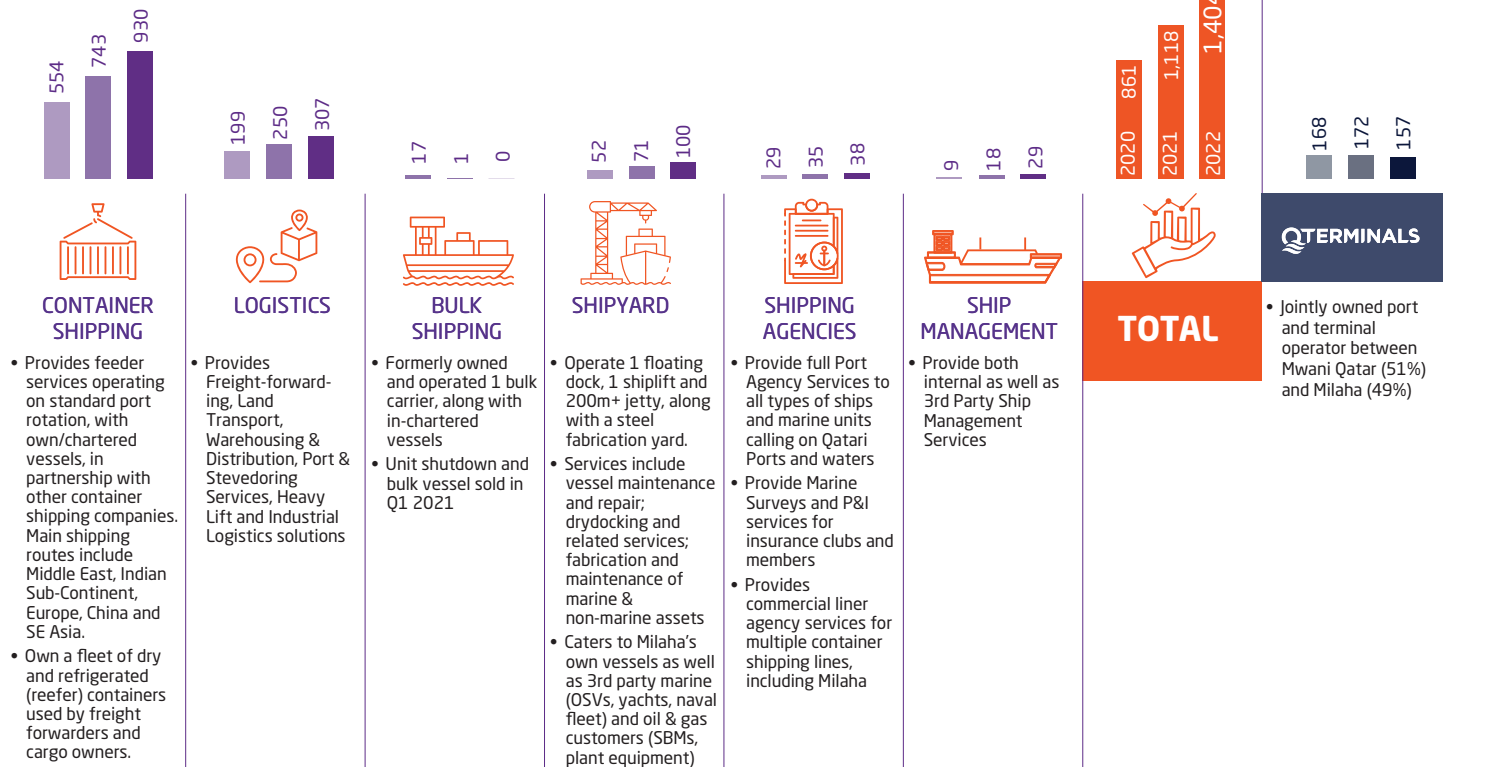


## Shareholder Mix



# Maritime & Logistics

Operating Revenue (QR mn)



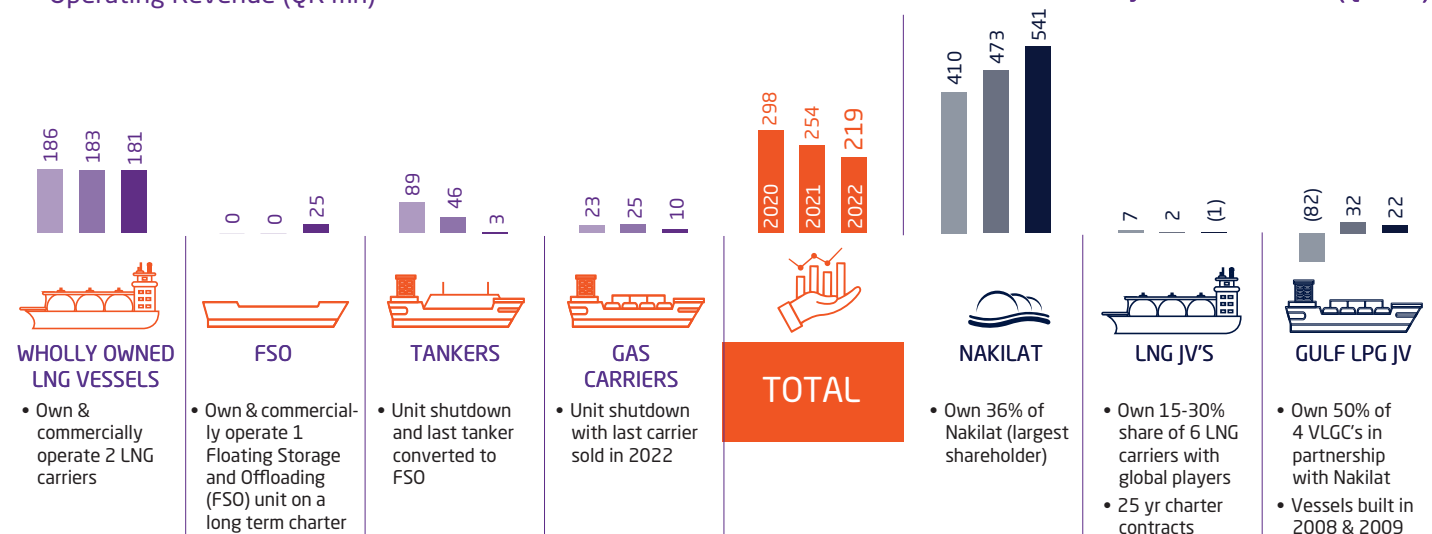
## Fleet

Business Unit	No.	Year Built	Capacity
Container Shipping	1	2007	3,586 (TEU)
	2	2009	1,015 (TEU)
	1	2010	1,015 (TEU)

# Gas & Petrochem

Operating Revenue (QR mn)

Share of Results of JV's & Associates (QR mn)



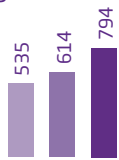
## Fleet

Business Unit	Type	No.	Year Built	Capacity
Floating Storage & Offloading	Crude	1	2022*	700,000 (Barrels)
LNG	LNG	1	2004	138,273 (CBM)
		1	2006	145,602 (CBM)

\*Converted in 2022 from Product Tanker built in 2006

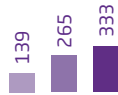
# « Offshore »

Operating Revenue (QR mn)



## VESSEL & ASSET CHARTERING

- Own and/or operate a diverse fleet of offshore support vessels
- Manage and charter highly specialized fleet of bespoke offshore and subsea vessels
- Own and/or operate construction, accommodation and rig-less well intervention jack-up barges
- Own, operate and charter safe walk to work gangway solutions



## SERVICES

- Provide Construction / Maintenance, Modification & Operation (MMO) services to oil & gas and process industries
- Provide Geological and Geophysical services, including seismic, seabed topography and soil sampling & analysis
- Provide well services, including stimulation, intervention, and plug & abandonment



## HARBOUR MARINE OPERATIONS

- Own and/or operate a diverse fleet of harbour and inshore support vessels
- Provide offshore and inshore harbour mooring, tug, tow, pilot, float over, rig move and marine solutions
- Manage 3rd Party harbour vessels and provide quayside services



TOTAL

## Fleet

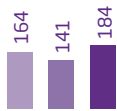
Type	# Year Built			Total
	2002-2008	2009-2015	2016-2022	
Safety Standby Vessels	1			1
Anchor Handling Towing Supply Vessels	5			5
DP1 Anchor Handling Towing Supply Vessels	3	1		4
Construction Support Vessels		2		2
Diving Support Vessels		2		2
DP2 Platform Support Vessels		5	4	9
DP2 Anchor Handling Towing Supply Vessels		5	1	6
DP2 Well Stimulation Vessel			1	1
DP2 Anchor Handling Towing Vessels		1		1
Anchor Handling Towing Vessels		1	1	2
Wireline Support Vessels	4			4
Multi-Purpose Support Vessels		3	1	4
Fast Supply Intervention Vessel			2	2
Liftboat Vessels			1	1
<b>Total</b>	<b>13</b>	<b>20</b>	<b>11</b>	<b>44</b>

## Fleet

Business Unit	Type	No.	Year Built
Harbour Marine Operations	Harbour Towing Tug	3	2001
	Tanker Berthing Assistance Tug	1	2004
	Service Boats	1	2013
	Mooring Boats	6	2013
	Harbour Towing Tugs	3	2013
	Pilot Boats	4	2014
	Harbour Towing Tugs	5	2014
<b>Total</b>		<b>23</b>	

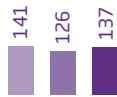
# « Capital »

Operating Revenue (QR mn)



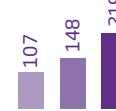
## INVESTMENTS

- QR 2.0 billion Available for Sale Portfolio
- QR 1.3 billion Fixed Income
- QR 680 million unquoted investments



## REAL ESTATE

- Portfolio of commercial & residential development & land in Qatar
- Flagship 52 story tower in West Bay, Doha
- Smaller properties generating rental income



## QATAR QUARRIES

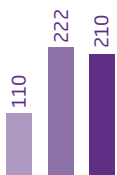
- Company involved in aggregate import trade
- Milaha owns 50% share; financials consolidated line by line



TOTAL

# « Trading »

Operating Revenue (QR mn)



## BUNKER SALES

- Distribute bunker to vessels
- Pass through revenue with small margin
- Fresh Water Supply to Vessels, Camps and Sites
- Sludge Removal Services



## EQUIPMENT TRADING AGENCIES

- Dealer / distributor for trucks, truck attachments, heavy equipment, and spare parts
- Principals include Hino, Sennebogen, Terberg, Lonking, Socma and Hyundai Everdigm Cranes
- After Sales Services and Asset Management



## MARINE SALES & SERVICE

- Distributor for marine equipment - including engines, spares parts, and accessories
- Distributor for lubricants and marine chemicals
- Principals include Hyundai Doosan Marine Engines, BP Marine (Castrol), Fuchs, Lukoil, Uni-Marine, KODEN & JMP Pumps
- Provide Ship Chandlery services to vessel owners & operators calling Qatari waters



## TRAVEL & TOURISM

- Formerly operated a Qatari-based travel agency
- Unit shutdown in 2020



TOTAL